




Curiosity Challenge



Tiny Seed London Calling!



Create



Create – “Build Your London Landmark or vehicle”

Objective: Develop spatial awareness, problem-solving, and fine motor skills.

Materials:

- Building blocks, cardboard, or paper boxes
- Glue, tape, safe scissors

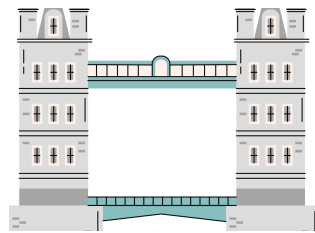
Activity:

- Children create a mini London Landmark or vehicle

Sensory Tip: Let children touch and move blocks or textured materials for a hands-on experience.



Draw



Draw – “Draw Your Favourite London Landmark or vehicle”

Objective: Encourage self-expression, fine motor skills, and imagination.

Materials:

- Paper, crayons, felt tip pens, or pencils

Activity:

- Ask children to draw their favourite London landmark or vehicle.



Game

Game: “London Snap – Numbers to 10”

Objective:

- Recognise numbers 1–10
- Match numerals to quantities
- Develop quick thinking and turn-taking

How to Play:

Prepare the Cards: Each numeral card (1–10) has a matching card with the same number of London objects.

- Example: Number 3 → 3 red buses

Set Up: Shuffle all cards and place them face down in a pile.

Players take turns flipping the top card from the pile onto a central stack.

When a numeral matches the quantity of objects on a card (e.g., “5” and 5 buses), the first player to shout “Snap!” wins the stack.

London Activity Fun!

Draw a London Landmark

1. Draw the shapes



2. Add the details



3. Colour it in!



Build a London Landmark


1. Get your bricks



2. Follow the steps



3. Build your landmark!




Snap Maths: London Theme

1. Pick a card



2. Solve the sum

$$3 + 2 = ??$$





3. Find the answer!



London Snap!

Numbers to 10



Match the number cards to the London picture cards!

