






Curiosity Challenge

Tiny Seed Pets








Create	Draw	Game
 <p>Create Food for Your Favourite Pet Objective: Explore pets and what they eat. Material ideas:</p> <ul style="list-style-type: none"> • Playdough, cereal, fruit, or safe household items <p>Take a photo and upload to Showbie or bring in for show and tell</p>	 <p>Draw Your Favourite Pet Objective: Encourage expression and fine motor skills. Materials:</p> <ul style="list-style-type: none"> • Paper and crayons, felt tip pens, paint, or pencils • Optional: stickers or stamps 	<p>Pet Snap – Activity Sheet Objective: Encourage turn taking.</p> <p>Cut the pictures up and lay them face down. Let the child turn over 2 cards at a time. If they match, celebrate with claps, smile, or a sticker. If not, turn them back over. Repeat until all matches are found.</p> <p>Suggestions for non-speaking children: Only use 2 pairs of pets at first to avoid overwhelming. Use pointing, eye gaze, or hand-over-hand support to guide your child. Celebrate engagement.</p>




Not that Pet story by S. Halls

Home Learning Fun with Pets!

Make Food for Your Pet

1. 
2. 
3. 
4. 
3. 

Draw Your Favourite Pet

1. 
2. 
3. 
2. 
3. 
4. 

Pet Matching Game

1. 
2. 
3. 
1. 
2. 



- Keep activities - short (5-10 mins)
- Focus on **fun** and **choice**, not "right/wrong"
- Use textures and real objects when possible



Match the pets!



★ Print, cut out and play "snap" by matching the pet pairs! ★

- ✓ • Print, cut out and play "snap" by matching the pet pairs!
- ✓ • Use pointing, eye gaze, or hand-over-hand support
- ✓ • Use textures and real objects when possible